

***** AERATOR & HIGH WATER ALARM ONLY *****

WIRING INSTRUCTIONS : WITH AERATOR & HIGH WATER ALARM ONLY
***** LEAVE FACTORY JUMPER BETWEEN THE BREAKERS INTACT*****

(1)(MAIN FEEDS)

WIRE IN A LINE FROM THE MAIN HOUSE PANEL TO THE DIGITAL AEROBIC PANEL

(L1) GETS LANDED ON THE 20 AMP BREAKER, A NEUTRAL GETS LANDED ON THE INFEED (N) #1 ON TERMINAL BLOCK, AND THE GROUND GETS LANDED ON THE GROUNDING LUG.

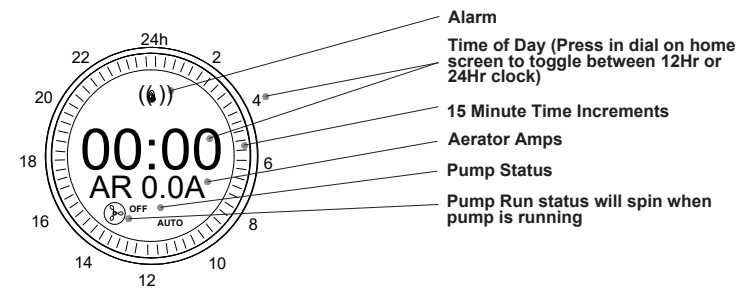
(2)(AERATOR)

WIRE THE BLACK (AL 1) INTO THE CORRESPONDING LUG #4 ON THE TERMINAL BLOCK, RUN THE WHITE NETURAL INTO THE LOAD (N) #2 ON THE TERMINAL BLOCK, AND LAND THE GREEN GROUND INTO THE GROUNDING LUG.


(3)(ALARM FLOAT)

THE FARTHEST TO THE RIGHT ON THE TERMINAL BLOCK ARE THE TWO LUGS #9 &# 10 FOR THE ALARM FLOAT. LAND THE TWO ALARM FLOAT WIRES (ONE BLACK, ONE WHITE) HERE.

| PROGRAMMING INSTRUCTIONS / ALARM CONDITIONS | |
|--|--|
| **TURN DIAL TO DESIRED PARAMETER, PRESS IN DIAL, TURN DIAL TO MAKE CHANGES, PRESS IN DIAL TO SET** | |
| PARAMETERS / ALARMS | OPERATION |
| CLOCK | SET TO CURRENT TIME (PRESS IN DIAL ON HOME SCREEN TO CHOOSE 12HR OR 24HR CLOCK) |
| TIMER 1,2,3,4 | TIME OF DAY TO RUN PUMP WHEN PUMP FLOAT IS UP |
| AERO SET | IF AERATOR AMP VALUE DROPS BELOW "AERO SET", THE ALARM ACTIVATES, SET 0 FOR NO ALARM |
| AERATOR ALARM | **ALARM BEACON FLASHING** = AERATOR FAIL |
| FLOAT ALARM | **ALARM BEACON ON (STEADY)** = HIGH WATER ALARM (FLOAT) |



Elapsed time meter and cycle counter for pump and aerator included. To toggle between ETM and CC, press in the dial when on pump or aerator counter screens.



MAIN FEED FROM DWELLING


HIGH WATER ALARM FLOAT LOCATED IN MIDDLE COMPARTMENT OF THE FUJICLEAN UNIT

AERATOR



| FUJICLEAN DIGITAL AEROBIC PANEL | |
|---------------------------------|---------------|
| WIRING DIAGRAM AERATOR ONLY | 05.21.2024 |
| OPTION #1 | FUJICLEAN USA |

AERATOR & HIGH WATER ALARM CONFIGURATION



**AERATOR
LOAD NETURAL IN (WHITE)
#2 SPOT ON TERMINAL BLOCK**

**L1 POWER IN (BLACK)
AERATOR & PUMP
20 AMP BREAKER
***MUST LEAVE FACTORY JUMPER
BETWEEN BREAKERS IN PLACE *****

**L1 NETURAL IN (WHITE)
#1 ON TERMINAL BLOCK**

**ALL GROUND WIRES
ON GROUND LUG**

**AERATOR HOT LEAD IN
(BLACK) #4 ON TERMINAL BLOCK**

**ALARM LEAD IN (WHITE)
#9 ON TERMINAL BLOCK**

**ALARM LEAD (BLACK)
#10 ON TERMINAL BLOCK**

*****FACTORY JUMPER
MUST REMAIN
BETWEEN BREAKERS*****

